

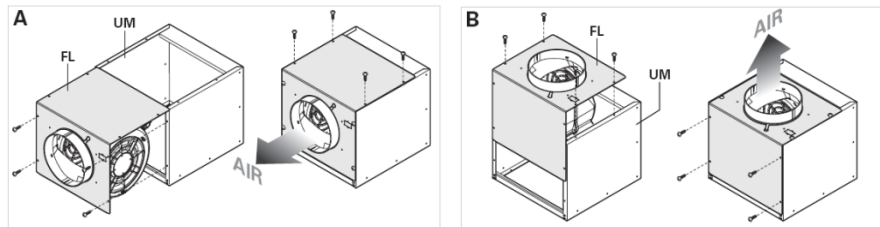
Dessin technique

Nuvola 140

Poids net:

version sans moteur 35 kg

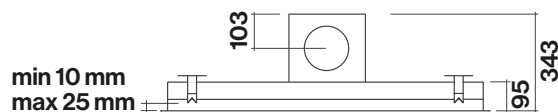
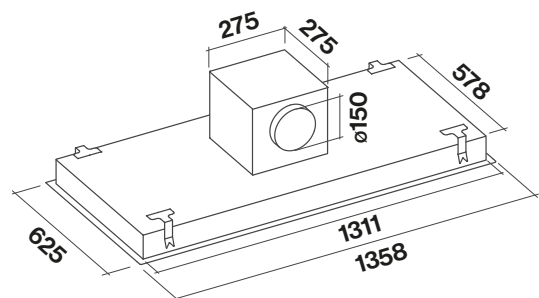
version avec moteur 44 kg



Sortie d'air possible sur tous les côtés

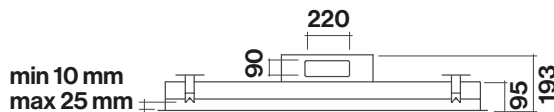
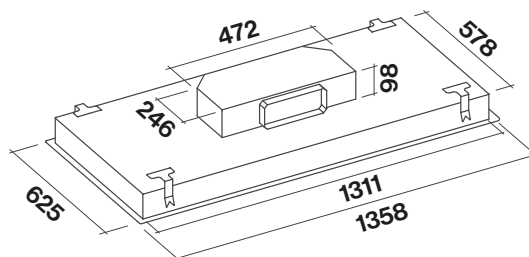
Moteur 950 m³/h

Sur corps de hotte ou déporté sous combles



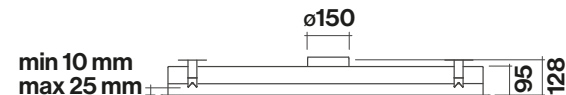
Moteur 800 m³/h

Extra plat

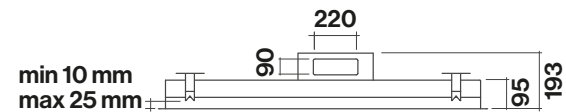
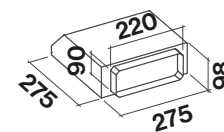


Moteur 1000 m³/h

Déporté extérieur



Raccord coudé



Dimensions d'encastrement 505 mm x 940 mm

Distance maximale conseillée avec plan de travail : 150cm